

Ingeniörs Firma R.Sjöstrand AB

Product program Shredder

Ingeniörs Firma R.Sjöstrand AB

Regulatorvägen 21 S-141 49 Huddinge

Box 1137 S-141 23 Huddinge

Tel. +46 / (0) 8 / 7741190, 7748590

Telefax +46 / (0) 8 / 7748770





E-Mail SJOESTRAND.AB@SWIPNET.SE

www.sjostrand.se

| Machine type | | Motor (kW) | Cuttingchamber (mm) | Knife weidht (mm) | Weight (kg) |
|----------------------------|---|------------|---------------------|-------------------|-------------|
| Twin shaft shredder | | | | | |
| AZ 5 |  | 3 | 260 x 360 | 15,5 (5-12) | 200 |
| AZ 7 |  | 5,5 / 7,5 | 430 x 360 | 15,5 (5-12) | 360 |
| AZ 9 |  | 7,5 | 430 x 500 | 19 (10-14) | 600 |
| AZ 5 F |  | 3 | 260 x 360 | 15,5 (5-12) | 280 |
| AZ 7 |  | 5,5 / 7,5 | 430 x 360 | 15,5 (5-12) | 380 |
| AZ 9 |  | 7,5 | 430 x 500 | 19 (10-14) | 700 |
| AZ 11 |  | 7,5 - 30 | 510 x 500 | 19 (10-15) | 900 |
| AZ 11/700 |  | 7,5 - 30 | 700 x 500 | 19 (10-15) | 1200 |
| AZ 14E |  | 15 - 37 | 650 x 600 | 31 (15-25) | 1900 |
| AZ 15E |  | 15 - 37 | 930 x 600 | 31 (15-25) | 2500 |
| AZ 20 |  | 30 - 55 | 1000 x 710 | 45 (35) | 4000 |
| AZ 21 |  | 45 - 75 | 1000 x 710 | 45 (35) | 6500 |
| AZ 21/1350 |  | 45 - 75 | 1360 x 710 | 45 (35) | 7500 |
| AZ 22 |  | 55 - 75 | 1500 x 850 | 55 (35) | 8300 |

1 Data might differ depending on the equipment

2 Standard widht knife and option smaller wight of knife, depending of motor size. Bigger size is possible.

| Machine type | | Motor (kW) | Cuttingchamber (mm) | Knife weidht (mm) | Weight (kg) |
|--|---|---------------|---------------------|-------------------|-------------|
| 4 -shaft shredder | | | | | |
| AZ 10 |  | 2 x 5,5 - 7,5 | 430 x 540 | 15,5 (12) | 800 |
| AZ 13 | | 2 x 7,5 - 15 | 600 x 760 | 19 (12 / 15) | 2000 |
| AZ 16E | | 2 x 15 -30 | 650 x 900 | 31 (15 - 25) | 4500 |
| AZ 16E | | 2 x 15 -30 | 930 x 900 | 31 (15 - 25) | 5500 |
| Granulators | | | | | |
| ZG 1000 (2 -axlad) |  | 11 - 22 | 490 x 290 | 5 (7,5 / 10) | 1100 |
| ZG 1100 (4 -axlad) | | 18,5 - 22 | 645 x 250 | 5 (7,5 / 10) | 1600 |
| Twin-shaft shredders compact version | | | | | |
| SM 05 |  | 1,5 | 245 x 360 | 15,5 | 430 |
| SM 05 | | 3 | 415 x 360 | 15,5 | 515 |
| Single shaft shredder , slow rotating | | | | | |
| AZ 2 |  | 1,5 | 145 x 240 | 15,5 (12) | 100 |
| AZ 3 | | 5,5 | 457 x 350 | 19 (15 - 25) | 425 |
| AZ 3/700 | | 7,5 | 700 x 350 | 19 (15 - 25) | 500 |

Automatic feeding devices for bulky goods for AZ samt ZG series.





Automatic feeding devices for bulky goods, especially plastic and tin barrels boxes, cardboard, etc. The material is forced into the cutting chamber. Depending on the serie the machine can be equipped with different hoppers, feeding devices, screens and frames. The machine specification will be planned according to customers requirements.

Screw-type crusher

| | | Motor (kW) | Cutting chamber (mm) | Weight (kg) |
|-----------------------------|--|---------------|-------------------------|----------------|
| SGZ 1500/1 |  | 11 - 18,5 | 1500 x 1000 1-axel | 4000 |
| SGZ 1500/2 | | 2 x 11 - 18,5 | 1500 x 1400 2-axel | 6000 |
| SGZ 1500/2 Mobilt utförande |  | Hydrual motor | 1500 x 1400 2-axel | 6000-7500 |

Single shafted with hydraulic feeding device or rolls for long goods.

For wood, rubber, plastic. Capacity depending of sieve size 12-100mm. Avrage flow and capacity is 2-4 hoppers volume/ hour.

| | | Motor (kW) | volym cubik meter | Rotor diam. (mm) | Rotor lenght (mm) | Weight (kg) |
|------------|---|-----------------|----------------------|------------------------|-------------------------|----------------|
| AZR 600 |  | 11/15/18 | 0,6 | 252 | 600 | 1300 |
| AZR 600 | | 15/18,5/22 | 0,7 | 368 | 600 | 1700 |
| AZR 800 | | 15/18,5/22 | 0,9 | 252 | 800 | 1500 |
| AZR 800 S | | 18,5/22/30/37 | 1,2 | 368 | 800 | 2000 |
| AZR 1000 S |  | 22/30/37/45 | 1,25 | 368 | 1000 | 2800 |
| AZR 1200 | | 22/30/37/45 | 1,5 | 368 | 1200 | 3200 |
| AZR 1400 S | | 30/37/45 | 1,85 | 368 | 1400 | 4000 |
| AZR 1500 S | | 30/37/45 | 2,3 | 368 | 1500 | 4500 |
| AZR 1800 S | | 45/55/2x45/2x55 | 2,8 | 368 | 1800 | 5800 |
| AZR 2000 S | | 45/55/2x45/2x55 | 3,0 | 368 | 2000 | 6500 |